

# 363 LED *New*

## LUMINOUS BOWL

Design  
Sustainability  
Value



Shown with Satin Aluminum.



print this page



email this page to a colleague



installation instructions



interactive submittal drawings

### COMPANIONS



### FEATURES

- Simple clean design.
- Purpose-built design for LED only.
- Strong downlight balanced by the luminous bowl and uplight.
- High efficacy and high CRI.

### ECO INFO

**ENERGY:** Designed exclusively for LEDs using HPF electronic drivers.

**METALS:** Aluminum with the highest available recycled content for lower embodied energy. Aluminum is valuable and recyclable at the end of the product's useful life. For more information see "GENERAL INFO"

**FINISHING:** Aluminum finish is sealed with a hand-applied bees wax. No paint or lacquer is used in order to avoid pollution associated with the manufacture and application of these substances. Paint finishes are low VOC and oven cured.

### MATERIALS

- White acrylic bowl.
- Spun aluminum bottom trim.
- Aluminum heat sink disks.

### FINISHES

**SAL** Satin Aluminum (Hand satined and waxed.)

**MW** Matte White

**CCP** Custom Color Painted finish


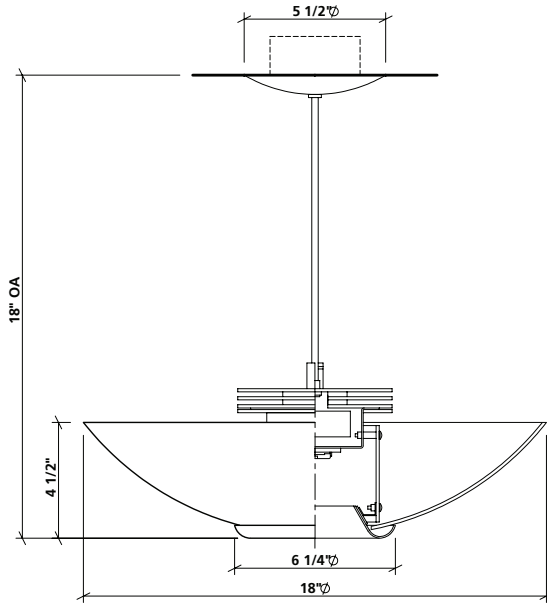
### LAMPING

1-16 LED array; 2120 lumens, 3000K, 80 CRI and 110 LM/W. LED array is included and is replaceable.

### DRIVER

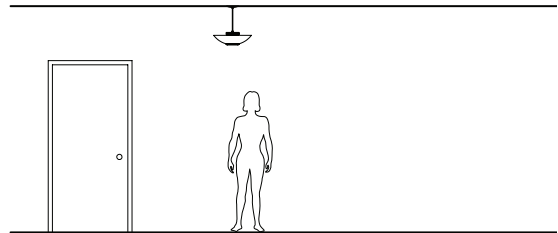
Integral HPF electronic driver is multi-volt 120/277 and is 0-10V dimmable.

# 363



### PHOTOMETRICS

Lighting Laboratory Report L07120302  
 Fixture Efficacy: 52lm/w  
 66% Downlight & 34% Uplight  
 Note: New LED array has 710 more lumens, or 50%. Adjust light levels accordingly.



### OPTIONS

**FAUX:** Hand applied faux finish available.

**STEM:** Available with metal stem and swivel canopy, specify **STEM**.

**NOTE:** Remote emergency not available for LED.

**MOUNTING:** Standard J-box or plaster ring.

**WEIGHT:** 5 lbs

### VARIATIONS / MODIFICATIONS

- Special finishes
- Addition of decorative detail
- Different bowl size

**NOTE:** Standard electronic driver is multi-volt and is triac 0-10V dimmable.

## SPEC GUIDE

SAMPLE SPEC: 363-LED/17-277-SAL-FAUX

CAT#	LAMPING	VOLT	FINISH	OPTION
<input type="checkbox"/> 363	<input type="checkbox"/> LED/16	<input type="checkbox"/> 120	<input type="checkbox"/> SAL	<input type="checkbox"/> FAUX
		<input type="checkbox"/> 277	<input type="checkbox"/> SB	<input type="checkbox"/> STEM
			<input type="checkbox"/> AB	
			<input type="checkbox"/> CCP	



Our fixtures are handcrafted here in the USA using the highest quality materials.

