



DESIGN: ALLEN REAVES

577-24 NEW LED 577-35 577-46

VANITY FIXTURE

Design
Sustainability
Value



print this page



email this page to a colleague




installation instructions



interactive submittal drawing

577-24 Shown in Matte Black



FEATURES

- Available in 3 sizes.
- Slim profile but low glare.

ECO INFO

METALS: All aluminum construction using the highest available recycled content for lower embodied energy. All metals are valuable and recyclable at the end of the product's useful life. For more information see "GENERAL INFO".

FINISHING: Paint finishes are powder coated and oven cured. Satin Aluminum is sealed with wax.

ENERGY: Designed exclusively for low energy LEDs using HPF electronic drivers.

MATERIALS

- Extruded frosted acrylic.
- Extruded aluminum mounting back.

FINISHES

SAL Satin Aluminum

MW Matte White

MB Matte Black

LAMPING—LED ONLY

24": 14W, 2300 lumens.

35": 21W, 3400 lumens.


46": 28W, 4600 lumens.

LED arrays are 3000K, 80CRI, 90CRI and other CCTs available.

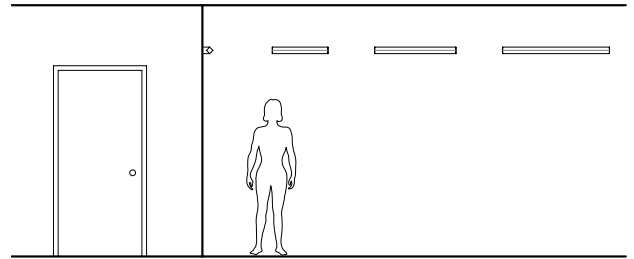
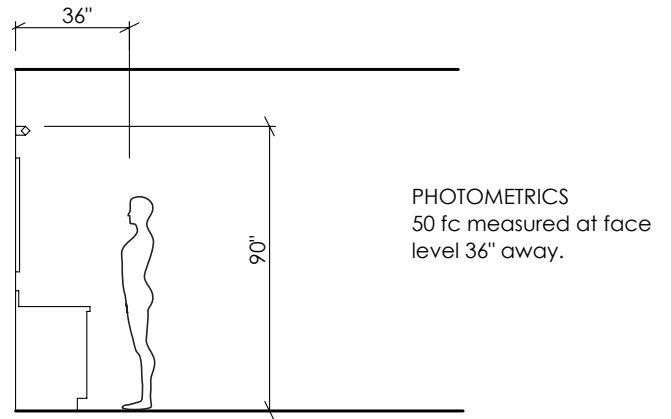
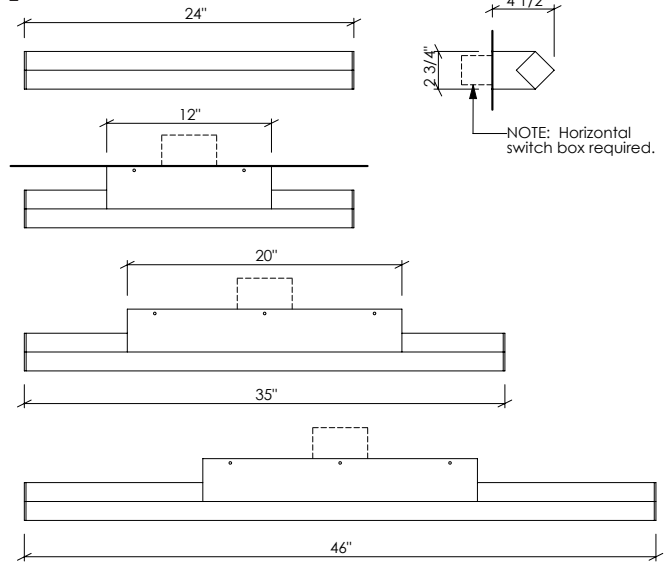
DRIVER

Integral HPF electronic driver, 120/277, 0-10V dimming. 2-wire triac dimming available for 120V.





577



MOUNTING: Horizontal switch box only.

WEIGHT: 5 lbs

SPEC GUIDE

SAMPLE SPEC: 577-35-LED/21-SAL

CAT#	LAMPING	VOLT	FINISH
<input type="checkbox"/> 577-24	<input type="checkbox"/> LED/14	<input type="checkbox"/> 120	<input type="checkbox"/> SAL
<input type="checkbox"/> 577-35	<input type="checkbox"/> LED/21	<input type="checkbox"/> 277	<input type="checkbox"/> MW
<input type="checkbox"/> 577-46	<input type="checkbox"/> LED/28		<input type="checkbox"/> MB <input type="checkbox"/> CCP

VARIATIONS / MODIFICATIONS

- Special finishes
- Addition of decorative detail
- Special lengths



Our fixtures are handcrafted here in the USA using the highest quality materials.

