

UPDATED 8/15

572-18 IEM LED Opt.
572-25 IEM LED Opt.
572-37 IEM LED Opt.

VANITY FIXTURE

Design
Sustainability
Value



print this page



email this page to a colleague



installation instructions




interactive submittal drawing



application photos

DESIGN: RANDY BORDEN



FEATURES

- Die cast aluminum end caps.
- Low-maintenance design.
- Available in three sizes.
- Available with integral EBP.
- All aluminum construction suited to damp interior locations.

ECO INFO

METALS: Die cast aluminum end caps are made from 100% recycled aluminum. Other aluminum parts have the highest available recycled content for lower embodied energy and are valuable and recyclable at the end of the product's useful life. For more information see "GENERAL INFO"

FINISHING: Solid, natural metal finishes are sealed with a hand-applied bees wax. No paint or lacquer is used in order to avoid pollution associated with the manufacture and application of these substances. Clear coat finishes are available. Paint finishes are low VOC and oven cured.

ENERGY: Designed exclusively for fluorescent lamps using HPF electronic ballasts.

MATERIALS

- Die cast aluminum with 100% recycled content, hand finished.
- Luminous shield is extruded white acrylic with a matte finish.

FINISHES

SAL Satin Aluminum

MW Matte White

CCP Custom Color Painted finish

Standard metal finishes are hand satined and waxed. Low VOC lacquer available-call factory.

Other metal finishes are available. Contact factory.

LAMPING

18": CF: 2-CF26DDT. Lamps not included.

LED: 2-GU24 base A-lamps, 12W, 1100 lumens, 3000K, 80+ CRI.

Supplied with fixture. Dimmable to 10% with most inc. dimmers.

25": CF: 2-T5/14W, 2-T5/24HO or 2-T8/17W. Lamps not included.

LED: 1-14W array, 2200 lumens, 3000K, 80+ CRI.

Supplied with fixture.

37": CF: 2-T5/21W, 2-T5/39HO or 2-T8/25W. Lamps not included.

LED: 3-arrays, 21W total, 3200 lumens, 3000K, 80+ CRI.

Supplied with fixture.

BALLAST

CF: Integral electronic HPF, 120V/277V.

LED: Integral driver is multi-volt 120-277 and is 0-10V dimmable.



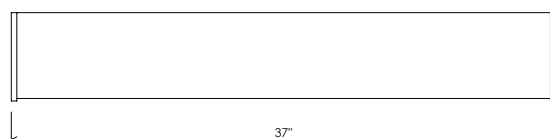
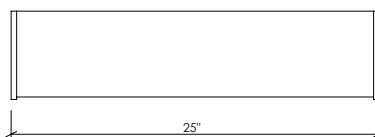
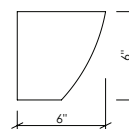
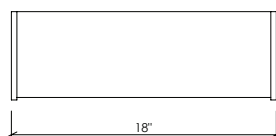
999 Montague St • San Leandro, CA 94577 • ph 510.357.0171 • fax 510.357.3832 • www.bordenlighting.com



572-18

572-25

572-37




OPTIONS

DIMMING: Electronic dimming ballast available.

EMERGENCY BATTERY PACK: Integral EBP, specify **IEM**.

NOTE: For T5 lamping fixture comes with adjustable lampholders to accommodate lamps from different manufacturers.



MOUNTING: Standard J-box or plaster ring.

WEIGHT: 18" = 4 lbs
25" = 6 lbs
37" = 8 lbs

VARIATIONS / MODIFICATIONS

- Special finishes
- Addition of decorative detail
- Special lengths

SPEC GUIDE

SAMPLE SPEC: 572-18-CF2/26-120-SAL

CAT#	-	LAMPING	-	VOLT	-	FINISH	-	OPTION
<input type="checkbox"/> 572-18		<input type="checkbox"/> CF2/26		<input type="checkbox"/> 120		<input type="checkbox"/> SAL		<input type="checkbox"/> IEM
<input type="checkbox"/> 572-25		<input type="checkbox"/> T5/14		<input type="checkbox"/> 277		<input type="checkbox"/> MW		
<input type="checkbox"/> 572-37		<input type="checkbox"/> T5/24H0				<input type="checkbox"/> CCP		
		<input type="checkbox"/> T8/17						
		<input type="checkbox"/> T5/21						
		<input type="checkbox"/> T5/39H0						
		<input type="checkbox"/> T8/25						
		<input type="checkbox"/> LED2/12						
		<input type="checkbox"/> LED/16						
		<input type="checkbox"/> LED/24						

BORDEN
LIGHTING

999 Montague St • San Leandro, CA 94577 • ph 510.357.0171 • fax 510.357.3832 • www.bordenlighting.com

 IBEW Labelled

**LIGHTING
FIXTURES**



Our fixtures are handcrafted here in the USA using the highest quality materials.