

**LUMINOUS SCONCE**

Design  
Sustainability  
Value



print this page



email this page to a colleague



installation instructions





interactive submittal drawing

DESIGN: RANDY BORDEN



Shown in Satin Aluminum



**FEATURES**

- ADA compliant.
- Simple shape fits many architectural styles.
- Die cast aluminum with 100% recycled content.

**ECO INFO**

**METALS:** Die cast aluminum base is made from 100% recycled aluminum. Other parts use highest available recycled content for lower embodied energy. All metals are valuable and recyclable at the end of the product's useful life. For more information see "GENERAL INFO"

**FINISHING:** Solid, natural metal finishes are sealed with a hand-applied bees wax. No paint or lacquer is used in order to avoid pollution associated with the manufacture and application of these substances. Clear coat finishes are available. Paint finishes are low VOC and oven cured.

**ENERGY:** Designed exclusively for compact fluorescent lamps using HPF electronic ballasts or LEDs.

**MATERIALS**

- Die cast aluminum, hand finished.
- Luminous shield is injection molded acrylic with a matte finish.

**FINISHES**

**SAL** Satin Aluminum

**MW** Matte White

**CCP** Custom Color Painted finish

Standard metal finishes are hand satined and waxed. Other metal finishes are available. Contact factory.

**LAMPING**

**CF:** 1-CF26W DTT, CF32W or CF42WTTT, Gx24q base. Lamps not included.

**LED:** 1-GU24 base A19, 12W, 1100 lumens, 3000K and triac dimmable. Supplied with fixture.

**BALLAST/DRIVER**

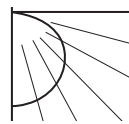
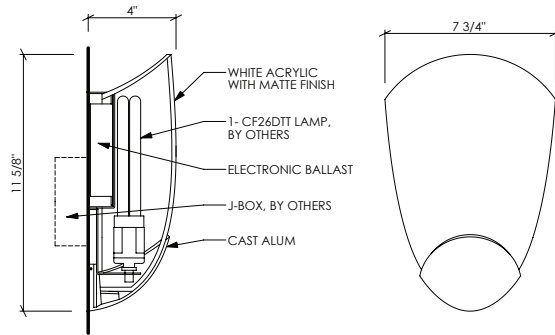
**CF:** Integral electronic HPF, 120V/277V.

**LED:** Electronic driver is built into the lamp, 120V only.



Shown in Satin Aluminum

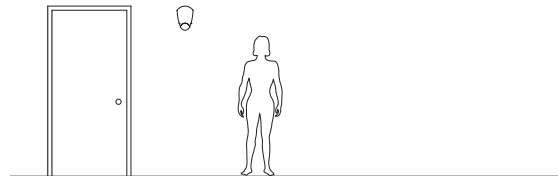
## 505



### PHOTOMETRICS

Lighting Sciences Report No. 23667

Fixture efficiencies 65.4%



### OPTIONS

**FAUX:** Hand applied faux finish available. Specify **FAUX**.

**DIMMING:** CF: Lutron & Advance dimming available.

**LED:** Triac dimmable, 120V only.

**EMERGENCY BATTERY PACK:** Remote mounted EBP, specify **REM**. Not available for LED.

### VARIATIONS / MODIFICATIONS

- Special finishes
- Addition of decorative detail

**NOTE:** Standard electronic ballast is multi-volt and multi-wattage. Fixture will accommodate 26, 32 or 42 watt lamps.

**MOUNTING:** Standard J-box or plaster ring.

**WEIGHT:** 4 lbs

## SPEC GUIDE SAMPLE SPEC: 505-CF1/26-120-SAL-FAUX

CAT#	LAMPING	VOLT	FINISH	OPTION
<input type="checkbox"/> 505	<input type="checkbox"/> CF1/26	<input type="checkbox"/> 120	<input type="checkbox"/> SAL	<input type="checkbox"/> FAUX
	<input type="checkbox"/> CF1/32	<input type="checkbox"/> 277	<input type="checkbox"/> MW	<input type="checkbox"/> REM
	<input type="checkbox"/> CF1/42		<input type="checkbox"/> CCP	
	<input type="checkbox"/> LED1/12			



Our fixtures are handcrafted here in the USA using the highest quality materials.



999 Montague St • San Leandro, CA 94577 • ph 510.357.0171 • fax 510.357.3832 • www.bordenlighting.com