

UPDATED 3/15

**504 LED** Optional

**504/4 ADA LED**

**504-18 LED** Optional

**HALF-DRUM SHIELD**

Design  
Sustainability  
Value



Shown with satin aluminum.



print this page



email this page to a colleague



installation instructions



interactive submittal drawing

COMPANIONS



FEATURES

- Classic drum shape available with a variety of hand finished natural metals.
- Part of a family of ceiling (104) and pendant (304) fixtures.

**ECO INFO**

**METALS:** All metals have the highest available recycled content for lower embodied energy; all metals are valuable and recyclable at the end of the product's useful life. For more information see "SPEC GUIDE."

**FINISHING:** Aluminum, Antique Brass and Oxidized Bronze sealed with a hand-applied bees wax. No paint or lacquer is used in order to avoid pollution associated with manufacture and application of these substances. Satin Brass and Bronze are clear-coated with a very low VOC water-based coating. Paint finishes are low VOC and oven cured.

**ENERGY:** Designed exclusively for T5 circline fluorescent lamps using HPF electronic ballasts.

**MATERIALS**

- Solid aluminum, brass bronze or stainless steel metal work hand finished.
- Bottom lens white polycarbonate.

**FINISHES**

|            |                |            |                             |
|------------|----------------|------------|-----------------------------|
| <b>SAL</b> | Satin Aluminum | <b>SBZ</b> | Satin Bronze                |
| <b>SB</b>  | Satin Brass    | <b>SSS</b> | Satin Stainless Steel       |
| <b>AB</b>  | Antique Brass  | <b>CCP</b> | Custom Color Painted finish |

Standard metal finishes are hand stained and either waxed or sealed with a water-based clear coat. Other metal finishes are available. Contact factory.

**LAMPING**

- 504:** CF: 1-CF13WTT, 2Gx7 base or 1-CF26, 32 or 42WTTT lamp, Gx24q base.  
LED: 1-GU24 base A19, 12W, 1100 lumens, 3000K, and triac dimmable. Supplied with fixture.
- 504/4:** CF: 1-CF13WDTT, Gx24q-1 base, only.  
LED: 1-GU24 base A19 as above.
- 504-18:** CF: 2-CF26WDTT, Gx24q base, only.  
LED: 2-GU24 base A19 as above.

**BALLAST/DRIVER**

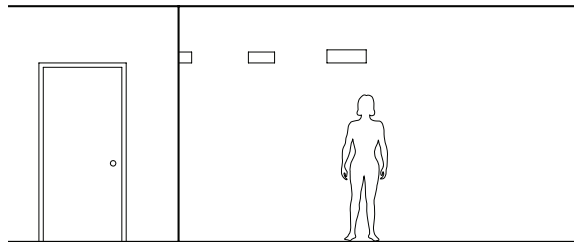
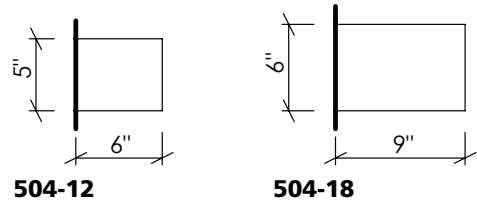
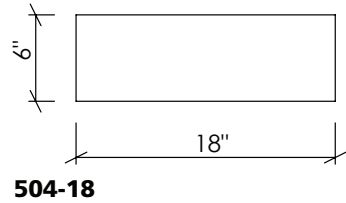
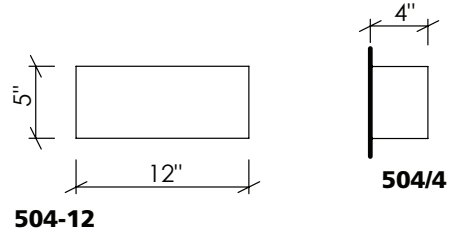
- CF: Integral electronic HPF, 120V/277V.  
LED: Electronic driver is built into the lamp, 120V only.





Shown in satin bronze.

**504**  
**504-4**  
**504-18**



**OPTIONS**

**DIMMING:** CF: Lutron & Advance dimming available.  
**LED:** Triac dimmable, 120V only.

**EMERGENCY BATTERY PACK:** Remote mounted EBP specify REM. Not available for LED.

**MOUNTING:** Standard J-box or plaster ring.

**WEIGHT:** 4 lbs

**VARIATIONS / MODIFICATIONS**

- Addition of decorative detail
- Laser cut pattern in shield

**SPEC GUIDE**      SAMPLE SPEC: 504-CF1/26-120-SSS

| CAT#                            | LAMPING                          | VOLT                            | FINISH                       | OPTION                       |
|---------------------------------|----------------------------------|---------------------------------|------------------------------|------------------------------|
| <input type="checkbox"/> 504    | <input type="checkbox"/> CF1/13  | <input type="checkbox"/> 120    | <input type="checkbox"/> SAL | <input type="checkbox"/> REM |
| <input type="checkbox"/> 504/4  | <input type="checkbox"/> CF1/26  | <input type="checkbox"/> 277    | <input type="checkbox"/> SB  |                              |
| <input type="checkbox"/> 504-18 | <input type="checkbox"/> CF1/32  | <input type="checkbox"/> 120DIM | <input type="checkbox"/> AB  |                              |
|                                 | <input type="checkbox"/> CF1/42  |                                 | <input type="checkbox"/> SBZ |                              |
|                                 | <input type="checkbox"/> CF2/26  |                                 | <input type="checkbox"/> SSS |                              |
|                                 | <input type="checkbox"/> LED1/12 |                                 | <input type="checkbox"/> CCP |                              |
|                                 | <input type="checkbox"/> LED2/12 |                                 |                              |                              |

