

UPDATED 6/17

108-15 IEM

LUMINOUS DRUM

Design
Sustainability
Value



print this page



email this page to a colleague



installation instructions



interactive submittal drawings



application photos

DESIGN: RANDY BORDEN



Shown in Satin Brass.



FEATURES

- Low profile.
- T-5 circline lamps provide uniform luminosity.
- Solid machined finial.
- Tool-free relamping.

MATERIALS

- Solid brass or aluminum metal work, hand finished
- Luminous drum is white acrylic with a matte finish

FINISHES

SAL Satin Aluminum

AB Antique Brass

SB Satin Brass

CCP Custom Color Painted finish

Standard metal finishes are hand satined and either waxed or sealed with a water-based clear coat. Other metal finishes are available. Contact factory.

LAMPING

CF: 108-15: T5 40 or 55W

LED: 108-15: 2-GU24 base LED A-lamps, 12W,
1100 lumens each, 3000K, supplied

BALLAST

CF: Integral electronic HPF, 120V/277V.

LED: Electronic driver is built into the lamp, 120V only
Dimmable to 10% with most incandescent dimmers.

ECO INFO

METALS: Aluminum and brass with the highest available recycled content for lower embodied energy. Both metals are valuable and recyclable at the end of the product's useful life. For more information see "GENERAL INFO"

FINISHING: Aluminum and Antique Brass finishes are sealed with a hand-applied bees wax. No paint or lacquer is used in order to avoid pollution associated with the manufacture and application of these substances. Satin Brass is clear-coated with a very low VOC water-based coating. Paint finishes are low VOC and oven cured.

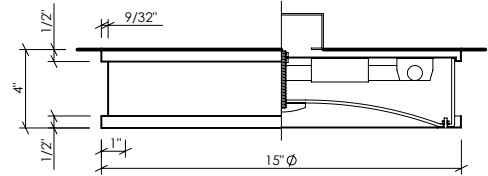
ENERGY: Designed exclusively for T5 circline fluorescent lamps using HPF electronic ballasts or LED.



460 Roland Way • Oakland, CA 94621 • ph 510.357.0171 • fax 510.357.3832 • www.bordenlighting.com



108-15



Shown in Satin Aluminum with optional Vertical Trim.

OPTIONS

FAUX: Hand applied faux alabaster finish available.

VERTICAL TRIM: Vertical trim bars at 1/3 points. Specify VTB

DIMMING: Electronic dimming ballast not available.

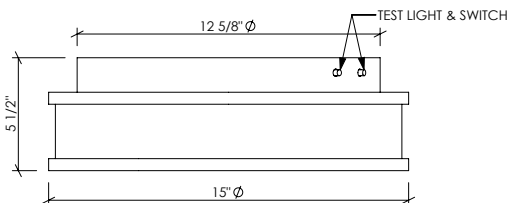
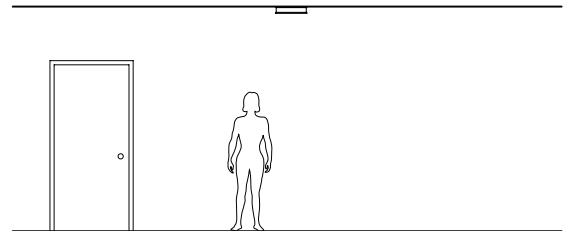
EMERGENCY BATTERY PACK: Integral **EBP** with addition of 1 1/2 inch deep collar. Specify **IEM**. (108-15 ONLY)



PHOTOMETRICS

Lighting Sciences Report 22411

Fixture Efficiency: 49.7%



EBP CONFIGURATION

MOUNTING: Standard J-box or plaster ring.

WEIGHT: 5 lbs

VARIATIONS / MODIFICATIONS

- Special finishes
- Addition of decorative detail

SPEC GUIDE

SAMPLE SPEC: 108-15-T5/40-120-CCP-FAUX

CAT#	SIZE	LAMPING	VOLT	FINISH	OPTION
<input type="checkbox"/> 108	<input type="checkbox"/> 15	<input type="checkbox"/> T5/40	<input type="checkbox"/> 120	<input type="checkbox"/> SAL	<input type="checkbox"/> FAUX
		<input type="checkbox"/> T5/55	<input type="checkbox"/> 277	<input type="checkbox"/> SB	<input type="checkbox"/> VTB
		<input type="checkbox"/> LED2/12		<input type="checkbox"/> AB	<input type="checkbox"/> IEM
				<input type="checkbox"/> CCP	



IBEW Labelled

**LIGHTING
FIXTURES**



Our fixtures are handcrafted here in the USA using the highest quality materials.

**BORDEN
LIGHTING**

460 Roland Way • Oakland, CA 94621 • ph 510.357.0171 • fax 510.357.3832 • www.bordenlighting.com